


PTI's MiniPugmill™ Single Mixer



GENERAL:

Hot-Mix Asphalt Laboratories have needed an efficient mixing system for many years. PTI has solved this problem by developing the Single Pugmill Mixer.

The Single Pugmill Mixer utilizes Stainless Steel Augers, which are offset inside the pugmill chamber. The chamber can mix as little as 4.5 kg. (10 pounds) or as much as 20 kg. (44 pounds); therefore it can prepare mixture closely simulating plant mix for a large range of size specimens. For example it can prepare enough mix for two (2) Asphalt Pavement Analyzer (APA) Beams in one mixing. The augers in the chamber are designed in such a way as to push the mix away from the chamber walls toward the middle of the chamber. This feature insures that that the aggregate particles achieve total coating in less than 1 minute. The Single Pugmill Mixer has heated chambers that are capable of maintaining temperatures up to 400-Fairenheit.

DIMENSIONS:



Height:	49"	(125 cm)
Width:	47"	(120 cm)
Depth:	25"	(64 cm)
Weight:	1100 lbs.	(500 kg)

MIXING CHAMBER:

- The Chamber is made of 3/8 inch steel plate with an access door assembly for introducing mixture ingredients.
- The chamber can mix from 4.5 kg. (10 pounds) to 20 kg. (44 pounds).
- The mixing chamber has a slide gate operated by a pneumatic cylinder for discharging mix into a receiver pan.

- The mixer has one receiver pan 0.7 cubic foot in capacity. The pan is constructed of 14-gauge steel.
- The chamber has (2) augers that can be easily removed and cleaned. An end plate is secured by 4 Allen Taps on the end of the chamber. Auger assembly is detached by removing a 7/16" allen bolt from end of the shaft.

Below are Mixing Chamber Pictures:



CONTROLLED CHAMBER TEMPERATURE:

- (8)-500 Watt electric heaters are mounted on the outside the pugmill chamber.
- The chamber has a digital temperature controller. The temperature controller allows a user to set the desired temperature inside the chamber.
- Heated chamber walls prevent mixture accumulation.

CONTROL PANEL:

- Main power switch on control panel is the emergency stop.
- Mixer start and stop with amber light when mixing.
- Temperature set point for the chamber on control panel.
- A digital display of temperature for the chamber is on the control panel.
- An off / on switch for the heaters for the chamber.
- Amp gauge for current draw observation.
- Control panel is accessible on front of cabinet.
- A Push/Pull Button is mounted above the chamber to open/close the pneumatic slide gate.

POWER AND SERVICE:

- The Mixer is powered by 3HP electric motor.
- The mixer requires 230 VAC, 60 HZ, 20 AMP circuit, Single Phase – 4 wire NEMA#L14-20
- The mixer requires compressed air of 3 SCFM @ 827 Kpa (120 psi minimum)

CABINETS:

- The cabinets are constructed of an attractive light gray steel cabinet with control panel on front for easy access.